

TAIPEI 2018 World Taekwondo Poomsae Championships
 Free style Individual Female Over17
 Final
 Group A

Result

As of THU 15 NOV 2018

Rank	Contest No	NOC	Name	Score	Acc/Tech	Total	Detail					
					Pre		Game	Score	Acc/Tech	Pre	Total	Deduct
1	07	USA	MUNOZ Adalis	6.400	3.800	44.2	Game1	6.400	3.800	2.600	44.2	0.0
					2.600		Game2	0.000	0.000	0.000	0.0	0.0
2	08	KOR	LEE Jiyong	6.340	3.800	44.0	Game1	6.340	3.800	2.540	44.0	0.0
					2.540		Game2	0.000	0.000	0.000	0.0	0.0
3	05	MEX	IBANEZ RAMIREZ Zulema	5.920	3.480	40.6	Game1	5.920	3.480	2.440	40.6	0.0
					2.440		Game2	0.000	0.000	0.000	0.0	0.0
4	06	VIE	NGUYEN Thi Mong Quynh	5.800	3.500	40.3	Game1	5.800	3.500	2.300	40.3	0.0
					2.300		Game2	0.000	0.000	0.000	0.0	0.0
5	03	NED	WAHJUDI Soraya	5.640	3.280	39.0	Game1	5.640	3.280	2.360	39.0	0.0
					2.360		Game2	0.000	0.000	0.000	0.0	0.0
6	02	PHI	OLIVA Janna Dominique	5.500	3.240	38.4	Game1	5.500	3.240	2.260	38.4	0.0
					2.260		Game2	0.000	0.000	0.000	0.0	0.0

TAIPEI 2018 World Taekwondo Poomsae Championships
 Free style Individual Female Over17
 Final
 Group A

Result

As of THU 15 NOV 2018

Rank	Contest No	NOC	Name	Score	Acc/Tech	Total	Detail					
					Pre		Game	Score	Acc/Tech	Pre	Total	Deduct
7	04	ESP	VAAMONDE GARCIA Eirim	5.400	3.140	38.3	Game1	5.400	3.140	2.260	38.3	0.0
					2.260		Game2	0.000	0.000	0.000	0.0	0.0
8	01	TPE	LIN Kan-Yu	5.080	2.820	36.5	Game1	5.080	2.820	2.260	36.5	0.0
					2.260		Game2	0.000	0.000	0.000	0.0	0.0

TAIPEI 2018 World Taekwondo Poomsae Championships
 Free style Mixed Team Under17
 Final
 Group A

Result

As of THU 15 NOV 2018

Rank	Contest No	NOC	Name	Score	Acc/Tech	Total	Detail					
					Pre		Game	Score	Acc/Tech	Pre	Total	Deduct
1	151008	TPE	Chinese Taipei National Team	6.780	4.020	47.6	Game1	6.780	4.020	2.760	47.6	0.0
					2.760		Game2	0.000	0.000	0.000	0.0	0.0
2	151003	USA	USA National Team	6.600	3.980	46.5	Game1	6.600	3.980	2.620	46.5	0.0
					2.620		Game2	0.000	0.000	0.000	0.0	0.0
3	151004	VIE	Vietnam National Team	6.480	3.920	45.8	Game1	6.480	3.920	2.560	45.8	0.0
					2.560		Game2	0.000	0.000	0.000	0.0	0.0
4	151011	THA	Thailand National Team	6.460	3.900	45.5	Game1	6.460	3.900	2.560	45.5	0.0
					2.560		Game2	0.000	0.000	0.000	0.0	0.0
5	151010	PHI	Philippine National Team	6.320	3.820	44.2	Game1	6.320	3.820	2.500	44.2	0.0
					2.500		Game2	0.000	0.000	0.000	0.0	0.0
6	151002	CAN	Canada National Team	6.240	3.920	43.4	Game1	6.240	3.920	2.320	43.4	0.0
					2.320		Game2	0.000	0.000	0.000	0.0	0.0


TAIPEI 2018 World Taekwondo Poomsae Championships
 Free style Mixed Team Under17
 Final
 Group A

Result

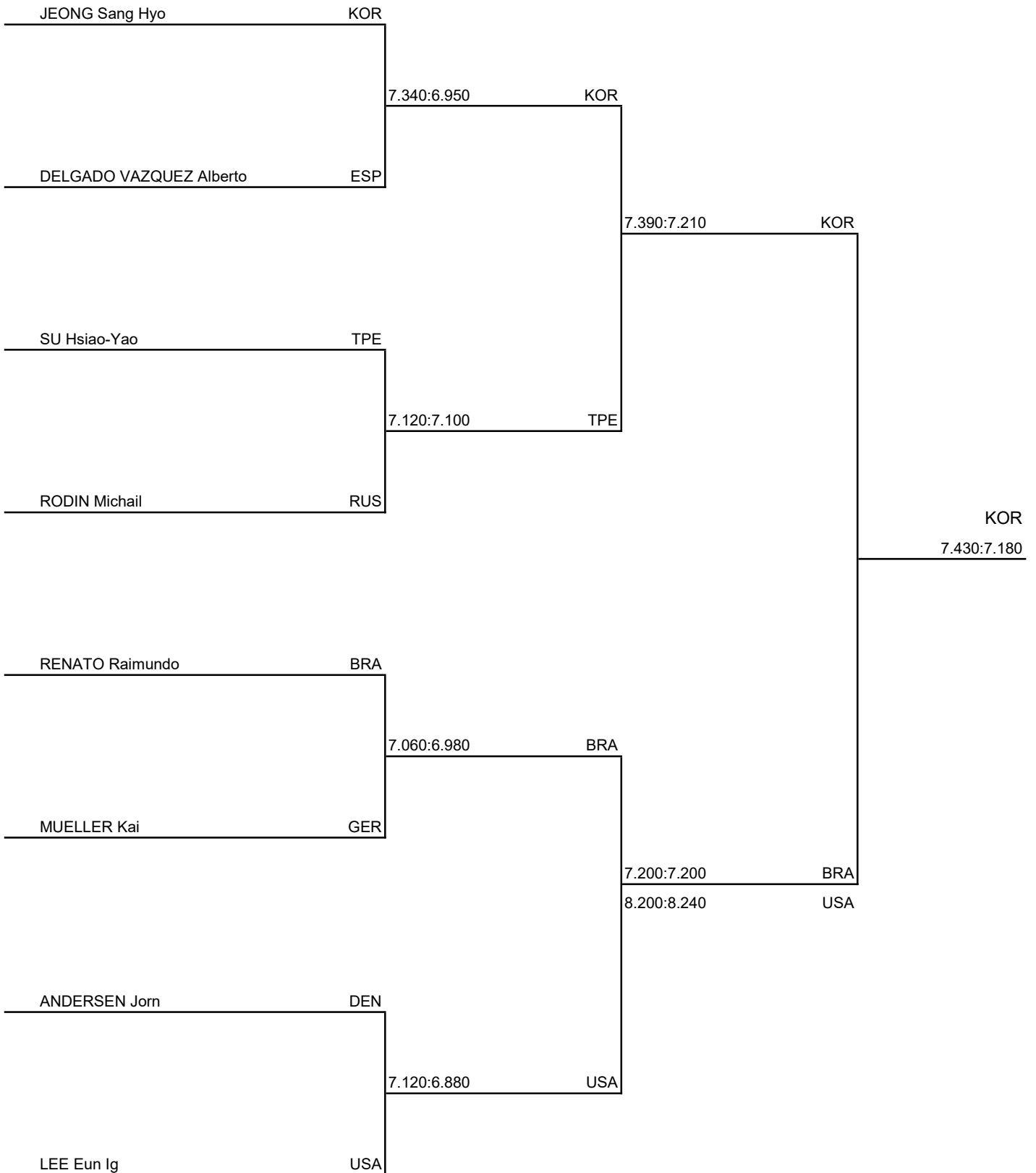
As of THU 15 NOV 2018

Rank	Contest No	NOC	Name	Score	Acc/Tech	Total	Detail					
					Pre		Game	Score	Acc/Tech	Pre	Total	Deduct
7	151005	GER	Germany National Team	6.120	3.660	42.7	Game1	6.120	3.660	2.460	42.7	0.0
					2.460		Game2	0.000	0.000	0.000	0.0	0.0
8	151001	MEX	Mexico National Team	6.080	3.660	42.7	Game1	6.080	3.660	2.420	42.7	0.0
					2.420		Game2	0.000	0.000	0.000	0.0	0.0
9	151006	RUS	Russian National Team	5.900	3.520	41.5	Game1	5.900	3.520	2.380	41.5	0.0
					2.380		Game2	0.000	0.000	0.000	0.0	0.0
10	151009	INA	Indonesia National Team	5.580	3.320	39.4	Game1	5.580	3.320	2.260	39.4	0.0
					2.260		Game2	0.000	0.000	0.000	0.0	0.0
11	151007	UKR	Ukraine National Team	5.460	3.180	37.9	Game1	5.460	3.180	2.280	37.9	0.0
					2.280		Game2	0.000	0.000	0.000	0.0	0.0


Draw Sheet



Draw Sheet



Draw Sheet



Draw Sheet

